


rotronic

Datenblatt - Fiche technique - Data sheet

21.17.0348

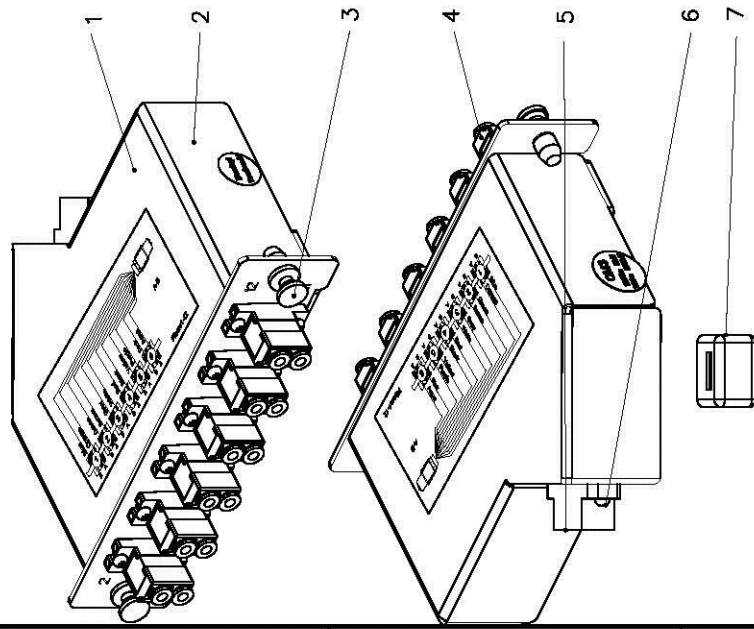


ROLINE MPO-Modul, MPO-St./12x LC-Bu.,

ROLINE Module MPO, MPO mâle / 12x LC femelle,

ROLINE MPO-Modul, MPO-Male /12x LC – Female,

1 2 3 4 5 6



SCALE 1/2

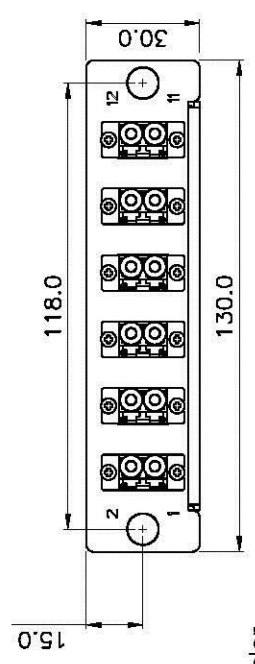
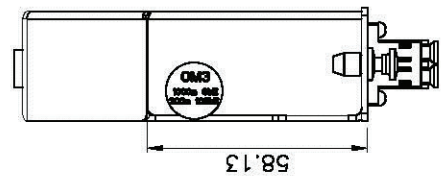
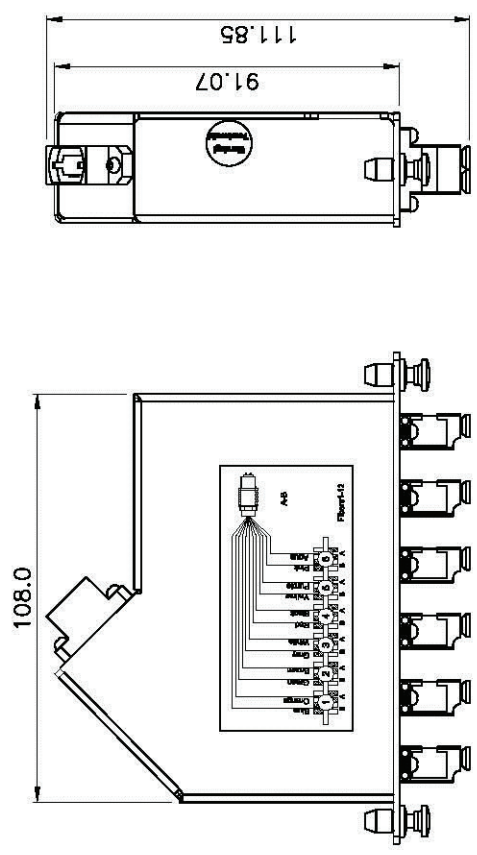
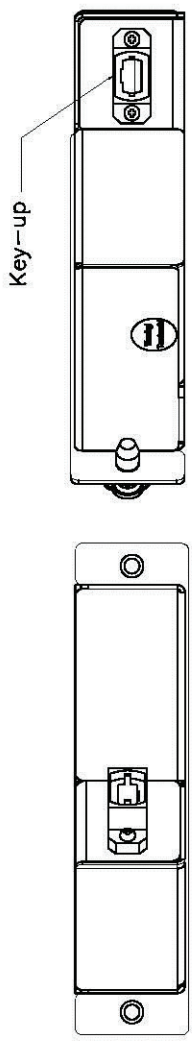
C Specification :

Material :

1. Top Case: 1.5mm thickness, SPCC, BK(RAL9005).
2. Bottom Case: 1.5mm thickness, SPCC, BK(RAL9005).
3. Plunger: 2 pcs, Snap Rivet, Male Nylon/Female PC material, Black color.
4. LC Adaptor: 6 pcs, Multimode, LC Duplex (SC Footprint) Type, W/Phosphor Bronze Sleeve, UL 94-V0, Aqua color.
5. MPO Adaptor: A Type Key Up to Key Down, 1 piece, PBT, UL V-0, Black color.
6. Screw: 14 pcs, M2.0x6.0 Zinc Plated, Wafer Head, Black color.
7. MPO Dust Cover: 1 piece, TPR, Black color.
8. Screw: 2 pcs, M3.0x4.0/4.5mm Zinc Plated, Wafer Head, Black color.
9. Harness Patch Cord: 1 pcs, Low loss MPO(Male) to LC OM3 12C Patch cord 30cm Female

Performance :

- a. Dimension: 1.18" x 3.59" x 5.12"
(30.0 x 91.1 x 130.0mm)
- b. Weight: 0.40kg.
- c. Surface Finished: Painted, BK(RAL9005)

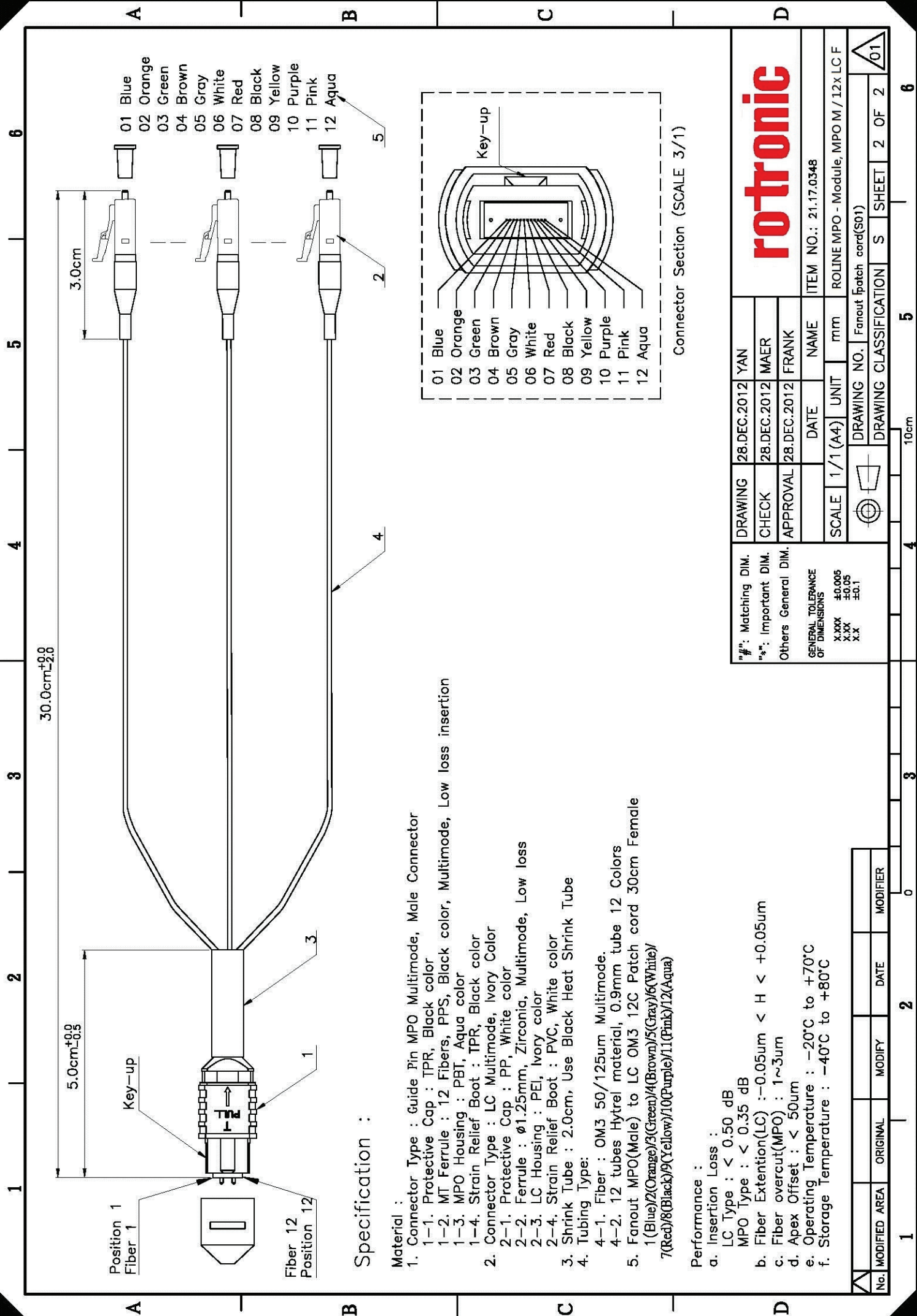


		DRAWING NO.	12P LC LGX cassette (S01)
		DRAWING CLASSIFICATION	S SHEET 1 OF 2
		SCALE	1/2 (A4)
		UNIT	mm
		DATE	NAME
		APPROVAL	FRANK
		CHECK	MAER
		DRAWING	28.DEC.2012 YAN
		"#": Matching DIM.	
		"*": Important DIM.	
		Others General DIM.	
		GENERAL TOLERANCE OF DIMENSIONS	
		X.XXX	±0.005
		X.XX	±0.05
		X.X	±0.1
		ITEM NO.:	21.17.0348
		ROLINE MPO - Module, MPO M / 12X LC F	

rotronic

1 2 3 4 5 6

10cm



Position 1
Fiber 1

5.0cm^{+0.05}

Key-up

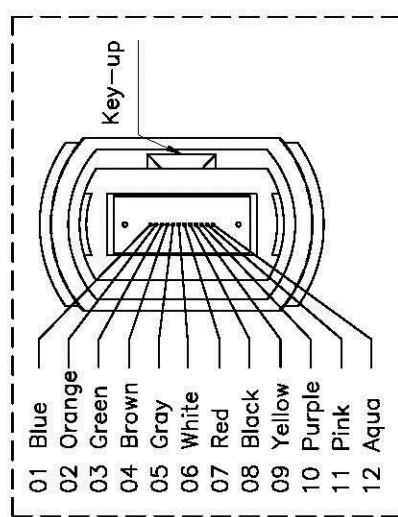
Position 12
Fiber 12

30.0cm^{±2.0}

3.0cm

Specification :

- Material :**
- Connector Type : Guide Pin MPO Multimode, Male Connector
 - 1-1. Protective Cap : TPR, Black color
 - 1-2. MT Ferrule : 12 Fibers, PPS, Black color, Multimode, Low loss insertion
 - 1-3. MPO Housing : PBT, Aqua color
 - 1-4. Strain Relief Boot : TPR, Black color
 - Connector Type : LC Multimode, Ivory Color
 - 2-1. Protective Cap : PP, White color
 - 2-2. Ferrule : ϕ 1.25mm, Zirconia, Multimode, Low loss
 - 2-3. LC Housing : PEI, Ivory color
 - 2-4. Strain Relief Boot : PVC, White color
 - Shrink Tube : 2.0cm. Use Black Heat Shrink Tube
 - Tubing Type:
 - 4-1. Fiber : OM3 50/125um Multimode.
 - 4-2. 12 tubes Hytrel material, 0.9mm tube 12 Colors
 - Fanout MPO(Male) to LC OM3 12C Patch cord 30cm Female
 - 1(Blue)/2(Orange)/3(Green)/4(Brown)/5(Gray)/6(White)/7(Red)/8(Black)/9(Yellow)/10(Purple)/11(Pink)/12(Aqua)



Connector Section (SCALE 3/1)

- Performance :**
- Insertion Loss :
 - LC Type : < 0.50 dB
 - MPO Type : < 0.35 dB
 - Fiber Extension(LC) :- 0.05um < H < +0.05um
 - Fiber overcut(MPO) : 1~3um
 - Apex Offset : < 50um
 - Operating Temperature : -20°C to +70°C
 - Storage Temperature : -40°C to +80°C

		DRAWING	28.DEC.2012	YAN	
		CHECK	28.DEC.2012	MAER	
		APPROVAL	28.DEC.2012	FRANK	
SCALE	1/1 (A4)	UNIT	mm		
		DRAWING NO.	Fanout patch cord(S01)		
		DRAWING CLASSIFICATION	S SHEET 2 OF 2		
					6

		DRAWING	28.DEC.2012	YAN	
		CHECK	28.DEC.2012	MAER	
		APPROVAL	28.DEC.2012	FRANK	
SCALE	1/1 (A4)	UNIT	mm		
		DRAWING NO.	Fanout patch cord(S01)		
		DRAWING CLASSIFICATION	S SHEET 2 OF 2		
					6

rotronic

ITEM NO.: 21.17.0348

ROLINE MPO - Module, MPO M / 12x LC F

DRAWING NO. Fanout patch cord(S01)

DRAWING CLASSIFICATION S SHEET 2 OF 2


10cm

No.	MODIFIED AREA	ORIGINAL	MODIFY	DATE	MODIFIER
1					

**OM3 LC-LC
(A-B)**



**MPO Module
(12x LC-MPO male)**



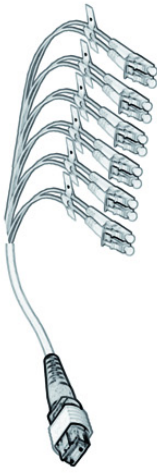
**MPO Trunk Cable
(female-female)**



MPO Coupler




**MPO Fan-Out Cable
(MPO male-12x LC)**



**OM3 LC-LC
(A-B)**




**MPO Module
(12x LC-MPO male)**



**MPO Trunk Cable
(female-female)**



**MPO Module
(MPO male-12x LC)**



**OM3 LC-LC
(A-A)**

